

# FAA RUNWAY SAFETY PROGRAM

ATCT Light Gun Signals

**STEADY GREEN**



Cleared to Cross, Proceed or Go

**FLASHING GREEN**



Not Applicable

**STEADY RED**




Stop

**FLASHING RED**




Clear the Taxiway/Runway

**FLASHING WHITE**




Return to Starting Point on Airport

**ALTERNATING RED/GREEN**



Use Extreme Caution

Elevated  
Guard Lights  
Hold Short



In-Pavement  
Guard Lights  
Hold Short



# Pilot and Flight Crew Procedures During Taxi Operations



## Conduct Pre-Taxi Planning

- Study airport diagram BEFORE taxi
- Identify complex intersections
- Plan timing of checklists
- Listen to and copy ATIS

## Write Down Taxi Instructions

- Write down complex taxi instructions to reduce pilot's vulnerability to forgetting or making a mistake

## Maintain Situational Awareness

- Know where you are and where you are going!
- Monitor ATC instructions to other aircraft
- Look TWICE before crossing intersecting taxiways or runways
- Be vigilant if given "position and hold" clearance
- Use extra caution at night or during reduced visibility
- Be extremely cautious when using a runway as a taxiway
- "Heads UP" exiting the runway if exit intersects another runway

## Coordinate Crew Communications

- On taxi instructions for takeoff
- On landing and hold short clearance
- On ATC instructions to parking
- On identifying runway intersections
- Before crossing hold short lines
- Identifying the correct departure runway and course
- On performing "Heads DOWN" tasks

## Maintain the Communication Loop

- Maintain a "sterile cockpit"
- Use standard ATC phraseology
- Focus on what ATC is instructing
- Read-back all hold short and crossing ATC instructions
- Always clarify any and ALL misunderstanding or confusion concerning ATC instructions or clearances

**REMEMBER WHO IS PILOT IN COMMAND!**